

Scored results of Council and Committee Operations Evaluation										
#	Question	Gross	Respondents	Weighted Score	Previous Weighed Score (Dec 2020)	Previous Weighed Score (Dec 2019)	Previous Weighted Score (Aug 2019)	Previous Weighted Score (May 2019)	Rank low (1) to high (10)	
1	There is an adequate amount of time to cover each agenda topic	76	18	4.222	4.682	4.526	3.86	4.10	1	: - )
6	The meeting facilitation allows me to make more informed decisions	79	18	4.389	4.591				2	: - )
10	Committees have independence to steer their own work within HRSA and CDC roles and responsibilities	80	18	4.444	4.455	4.421	4.00	4.52	3	: - )
9	The council has independence to steer our work within HRSA and CDC roles and responsibilities	81	18	4.500	4.364	4.684	4.09	4.36	4	: - )
5	The meeting facilitation makes me to feel comfortable participating	82	18	4.556	4.818				5	: - )
8	I feel we remained focused on the agenda	83	18	4.611	4.455	4.579	3.64	3.82	6	: - )
7	The materials shared are easy to understand *	83	18	4.611					7	: - )
2	I feel comfortable asking questions and participating in the discussion	84	18	4.667	4.545	4.789	4.41	4.41	8	: - )
4	My opinion and/or contribution is valued	84	18	4.667	4.591	4.842	4.27	4.27	9	: - )
3	Data and reports are given from government recipients so I could make data-informed decisions	86	18	4.778	4.682				10	: - )

Weighted score decreased from December 2020 survey

Weighted score increased from December 2020 survey

Response Rate: 18/31\*\* =58%

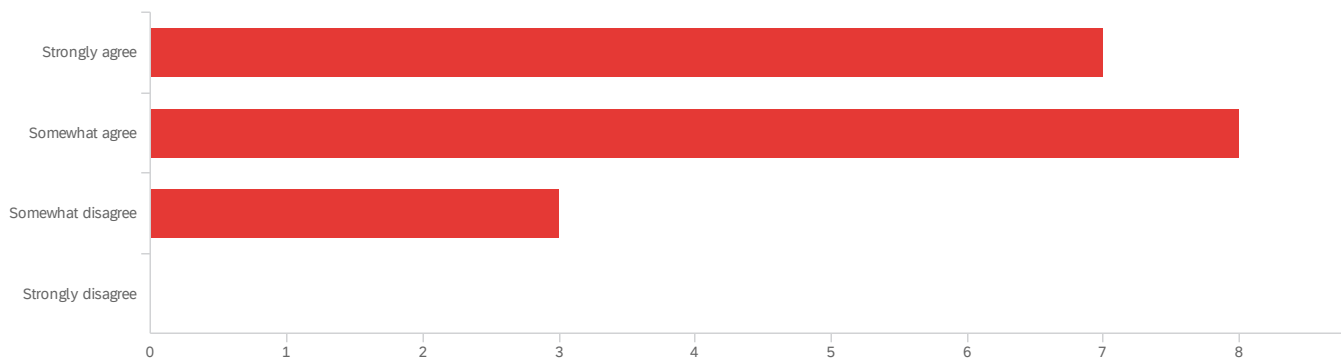
\* Question was not asked in previous evaluation

\*\* December 2020 and June 2021 evaluations conducted with council and community members

# Default Report

Minnesota Council for HIV/AIDS Care and Prevention Evaluation of Council and Committee Operations  
 July 19, 2021 9:46 AM MDT

Q2 - There is an adequate amount of time to cover each agenda topic.



#	Field	Minimum	Maximum	Mean	Std Deviation	Variance	Count
1	There is an adequate amount of time to cover each agenda topic.	1.00	3.00	1.78	0.71	0.51	18

#	Field	Choice Count
1	Strongly agree	38.89% 7
2	Somewhat agree	44.44% 8
3	Somewhat disagree	16.67% 3
4	Strongly disagree	0.00% 0

18

Showing rows 1 - 5 of 5

## Q3 - Comment:

Comment:

---

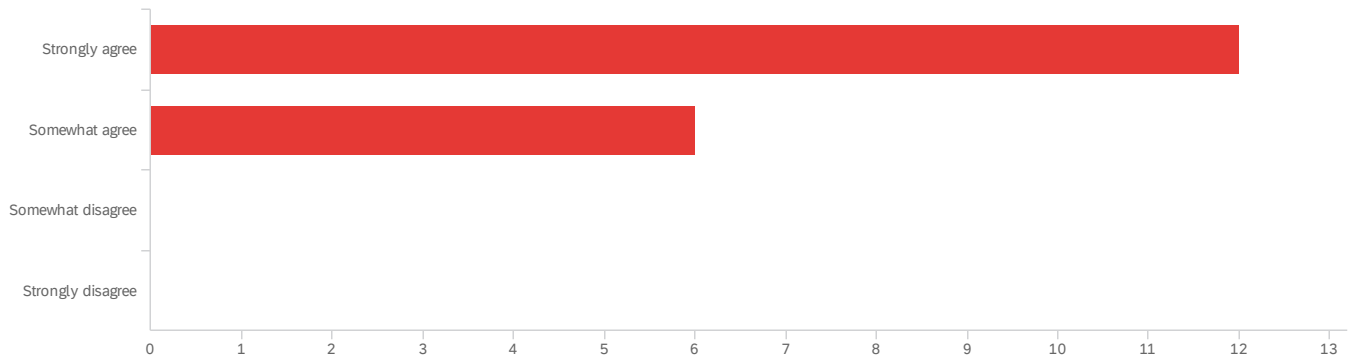
Most times, but it can be pretty rigid when we start to dig into one topic

I believe so unless it is one of those topics where we have so many folks adding to discussion.

Because we have so much on the agenda and not enough time because of so many presentations

We try to put too much in on meeting day.

## Q4 - I feel comfortable asking questions and participating in the discussion.



#	Field	Minimum	Maximum	Mean	Std Deviation	Variance	Count
1	I feel comfortable asking questions and participating in the discussion.	1.00	2.00	1.33	0.47	0.22	18

#	Field	Choice Count
1	Strongly agree	66.67% 12
2	Somewhat agree	33.33% 6
3	Somewhat disagree	0.00% 0
4	Strongly disagree	0.00% 0

18

Showing rows 1 - 5 of 5

## Q5 - Comment:

Comment:

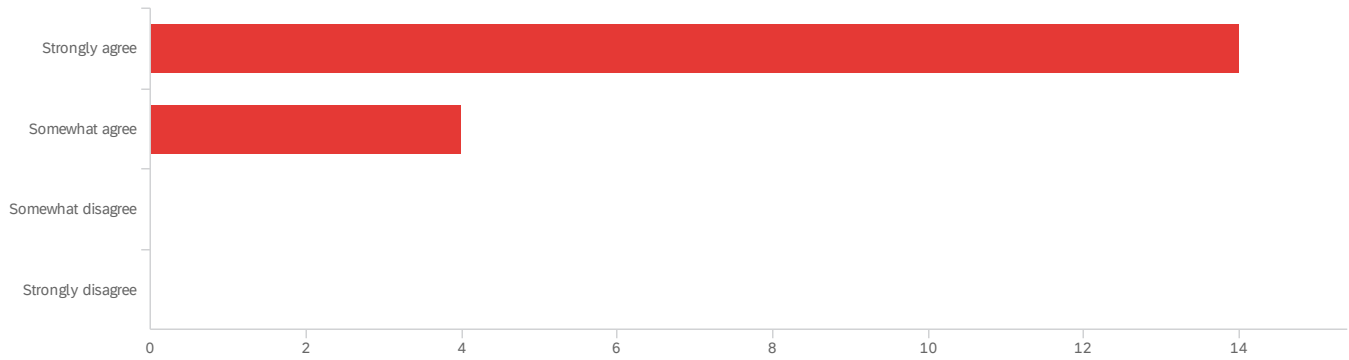
---

It has taken me years of listening in to these meetings to feel comfortable speaking. There are a lot of acronyms and HIV lingo to grasp before someone may feel comfortable participating.

There always seems to be someone that talks over others and dose not raise hand. Maybe a reminder about process

I speak up most of the time if I feel determined

Q6 - Data and reports are given from government recipients so I could make data-informed decisions.Data s



#	Field	Minimum	Maximum	Mean	Std Deviation	Variance	Count
1	Data and reports are given from government recipients so I could make data-informed decisions.Data s	1.00	2.00	1.22	0.42	0.17	18

#	Field	Choice Count
1	Strongly agree	77.78% 14
2	Somewhat agree	22.22% 4
3	Somewhat disagree	0.00% 0
4	Strongly disagree	0.00% 0

18

Showing rows 1 - 5 of 5

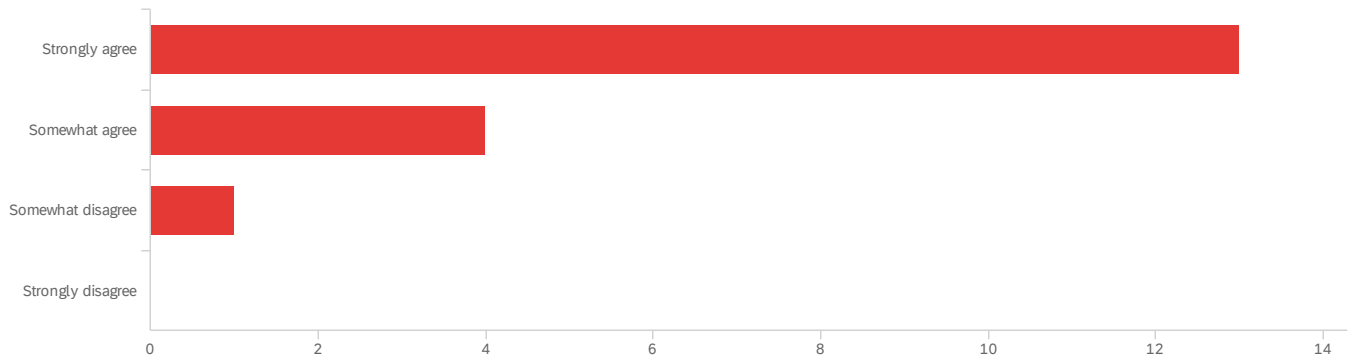
## Q7 - Comment:

Comment:

---

I get email from both the groups so feel updated all the time

## Q8 - My opinion and/or contribution is valued.



#	Field	Minimum	Maximum	Mean	Std Deviation	Variance	Count
1	My opinion and/or contribution is valued.	1.00	3.00	1.33	0.58	0.33	18

#	Field	Choice Count
1	Strongly agree	72.22% 13
2	Somewhat agree	22.22% 4
3	Somewhat disagree	5.56% 1
4	Strongly disagree	0.00% 0

18

Showing rows 1 - 5 of 5



## Q9 - Comment:

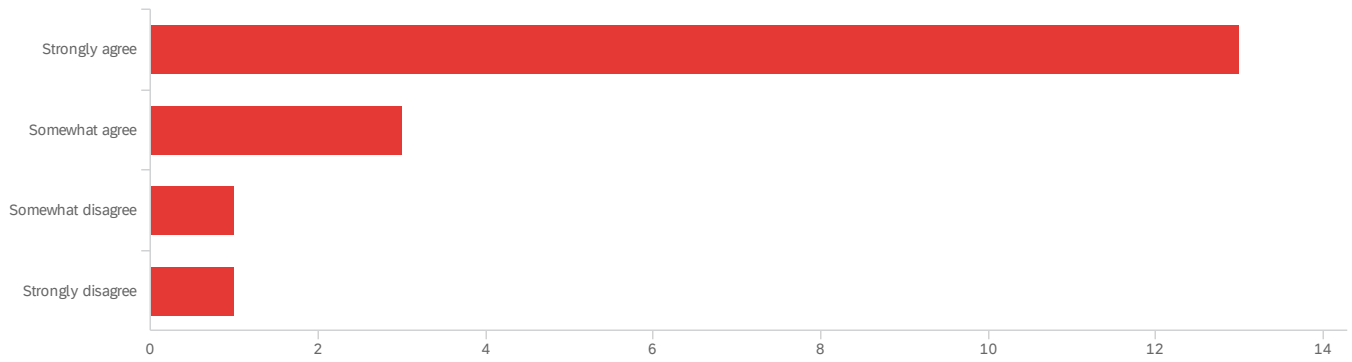
Comment:

---

I do not always feel heard, again because being talked over.

Several of my idea have been 8mplamentec

Q10 - The meeting facilitation makes me feel comfortable participating.



#	Field	Minimum	Maximum	Mean	Std Deviation	Variance	Count
1	The meeting facilitation makes me feel comfortable participating.	1.00	4.00	1.44	0.83	0.69	18

#	Field	Choice Count
1	Strongly agree	72.22% 13
2	Somewhat agree	16.67% 3
3	Somewhat disagree	5.56% 1
4	Strongly disagree	5.56% 1

18

Showing rows 1 - 5 of 5

## Q11 - Comment:

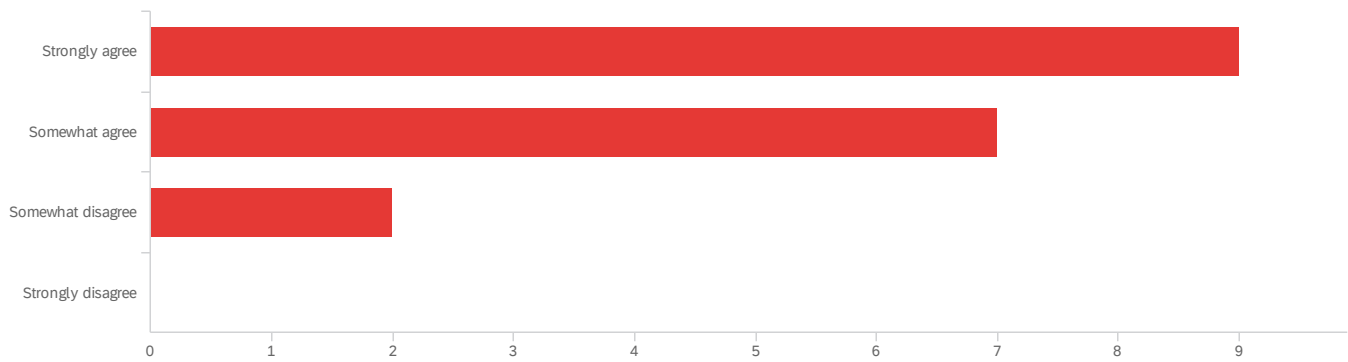
Comment:

---

We all know each other at this point and it's like one big family.

Cree and Larry do a great job.

## Q12 - The meeting facilitation allows me to make more informed decisions.



#	Field	Minimum	Maximum	Mean	Std Deviation	Variance	Count
1	The meeting facilitation allows me to make more informed decisions.	1.00	3.00	1.61	0.68	0.46	18

#	Field	Choice Count
1	Strongly agree	50.00% 9
2	Somewhat agree	38.89% 7
3	Somewhat disagree	11.11% 2
4	Strongly disagree	0.00% 0

18

Showing rows 1 - 5 of 5

## Q13 - Comment:

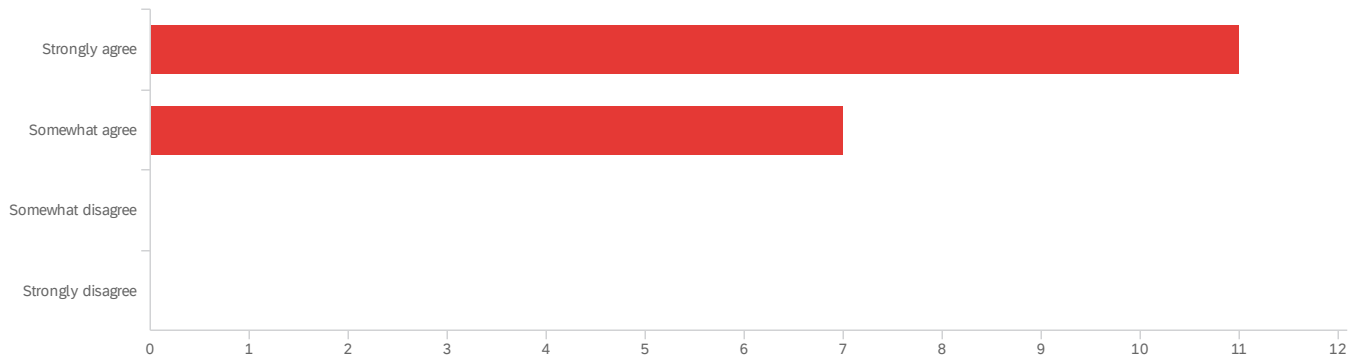
Comment:

---

Knowing the agenda and work plan ahead of the committee meeting also helps a great deal. With consistent attendance, we know ahead of time what we need to accomplish.

There seems to be enough in each of the meets, so we need to stay on task.

Q14 - The materials shared are easy to understand.



#	Field	Minimum	Maximum	Mean	Std Deviation	Variance	Count
1	The materials shared are easy to understand.	1.00	2.00	1.39	0.49	0.24	18

#	Field	Choice Count
1	Strongly agree	61.11% 11
2	Somewhat agree	38.89% 7
3	Somewhat disagree	0.00% 0
4	Strongly disagree	0.00% 0

18

Showing rows 1 - 5 of 5

## Q15 - Comment:

Comment:

---

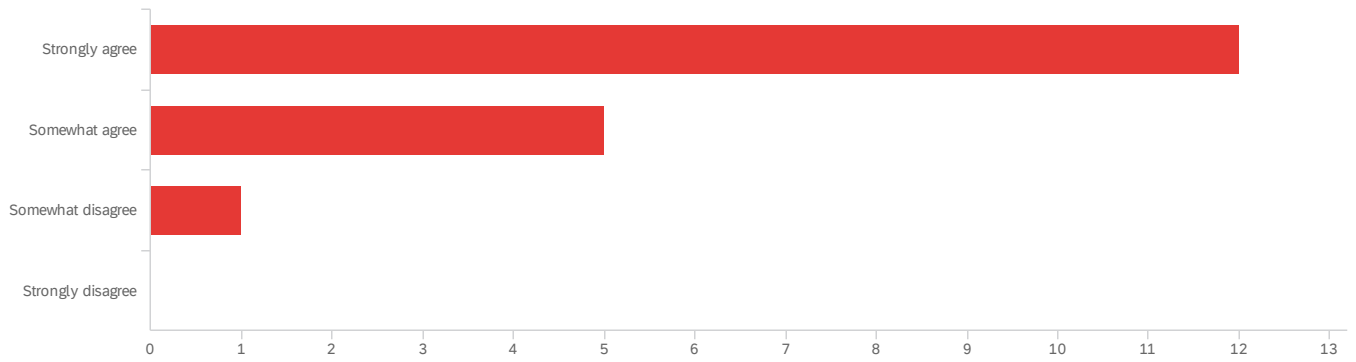
Some of the graphs/pie charts are difficult to interpret. I can now interpret again, after years of coming to these. I think someone starting to join would be very confused by some of the way the information is presented.

The Data is sometimes to hard to comprehend

We receive the information in advance and if any questions there is team mates to address or leaders

I get it ahead of time so I can ask questions if I do not understand.

## Q16 - I feel we remain focused on the agenda.



#	Field	Minimum	Maximum	Mean	Std Deviation	Variance	Count
1	I feel we remain focused on the agenda.	1.00	3.00	1.39	0.59	0.35	18

#	Field	Choice Count
1	Strongly agree	66.67% 12
2	Somewhat agree	27.78% 5
3	Somewhat disagree	5.56% 1
4	Strongly disagree	0.00% 0

18

Showing rows 1 - 5 of 5



## Q17 - Comment:

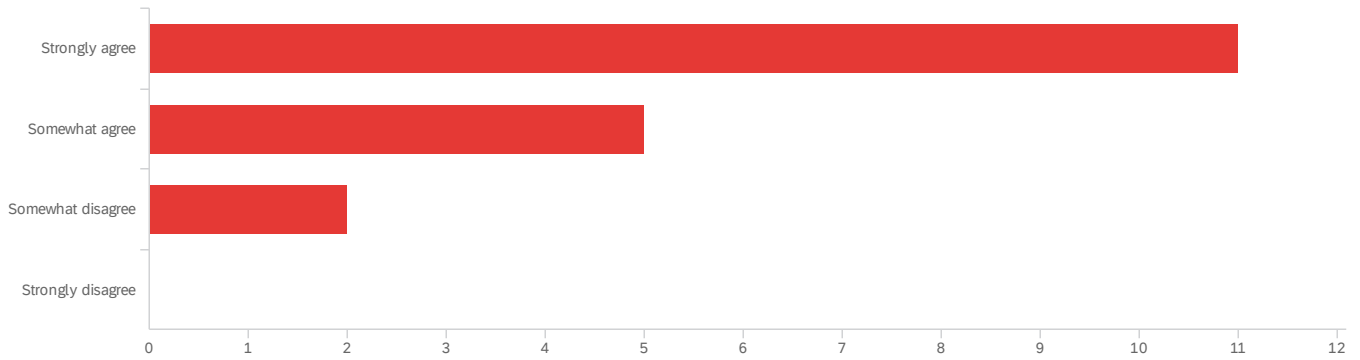
Comment:

---

Some of this lack of focus is natural and relates to different personalities getting together to solve problems.

A good job is done to keep us on track.

Q18 - The council has independence to steer our work within HRSA and CDC roles and responsibilities.



#	Field	Minimum	Maximum	Mean	Std Deviation	Variance	Count
1	The council has independence to steer our work within HRSA and CDC roles and responsibilities.	1.00	3.00	1.50	0.69	0.47	18

#	Field	Choice Count
1	Strongly agree	61.11% 11
2	Somewhat agree	27.78% 5
3	Somewhat disagree	11.11% 2
4	Strongly disagree	0.00% 0

18

Showing rows 1 - 5 of 5

## Q19 - Comment:

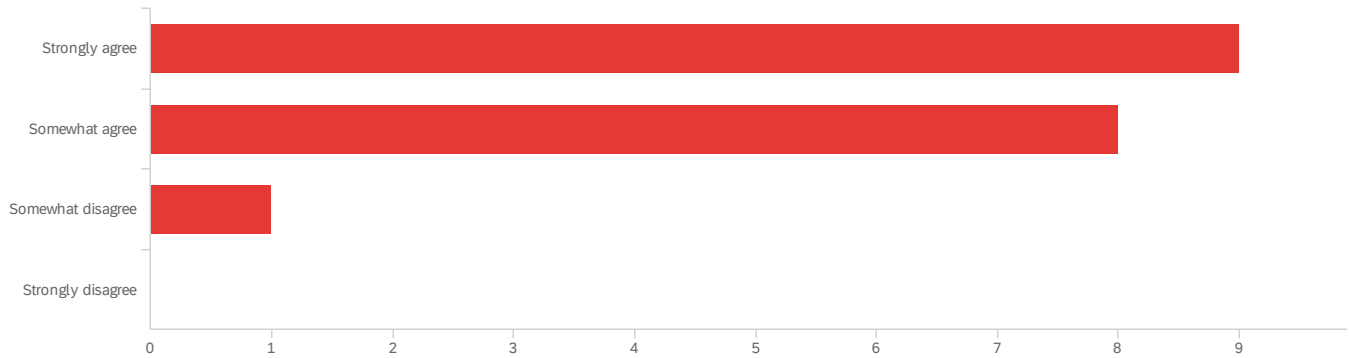
Comment:

---

Not sure I quite understand the question

## Q20 - Committees have independence to steer their own work within HRSA and CDC

roles and responsibilities.



#	Field	Minimum	Maximum	Mean	Std Deviation	Variance	Count
1	Committees have independence to steer their own work within HRSA and CDC roles and responsibilities.	1.00	3.00	1.56	0.60	0.36	18

#	Field	Choice Count
1	Strongly agree	50.00% 9
2	Somewhat agree	44.44% 8
3	Somewhat disagree	5.56% 1
4	Strongly disagree	0.00% 0

18

Showing rows 1 - 5 of 5

## Q21 - Comment:

Comment:

---

I'm not sure about this one either

Q22 - What additional suggestions do you have for improving council and committee operations, membership engagement, and achieving council goals?

What additional suggestions do you have for improving council and committee...

---

I am hoping that we can resume in person meetings soon.

Working less from the assumptions that everyone is coming from the same level of understanding and terminology

Keep up the good hard work

Explain data better and cut back on presentations so we can have more time for important things that might be on the agenda

Thanks for all you do for us and with the information provided to make improvements and identify strengths.

I feel

**End of Report**