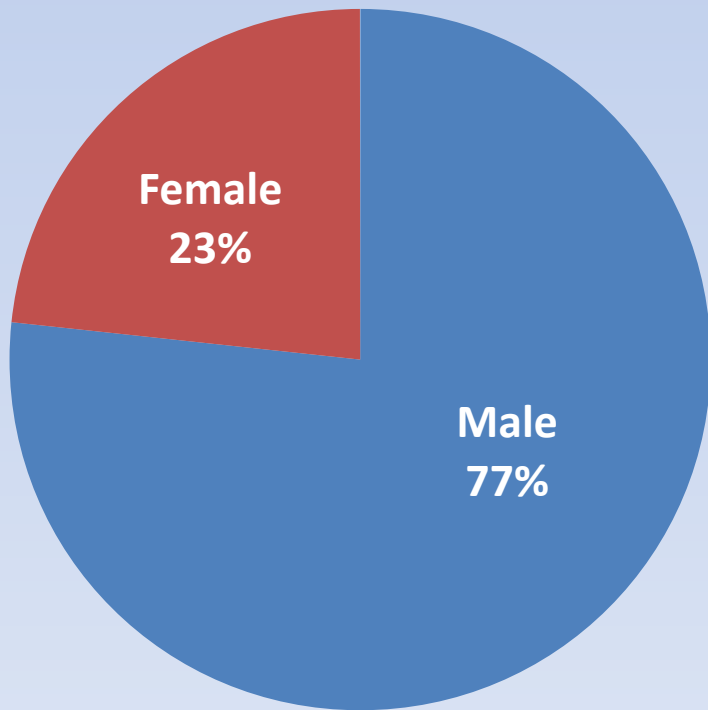


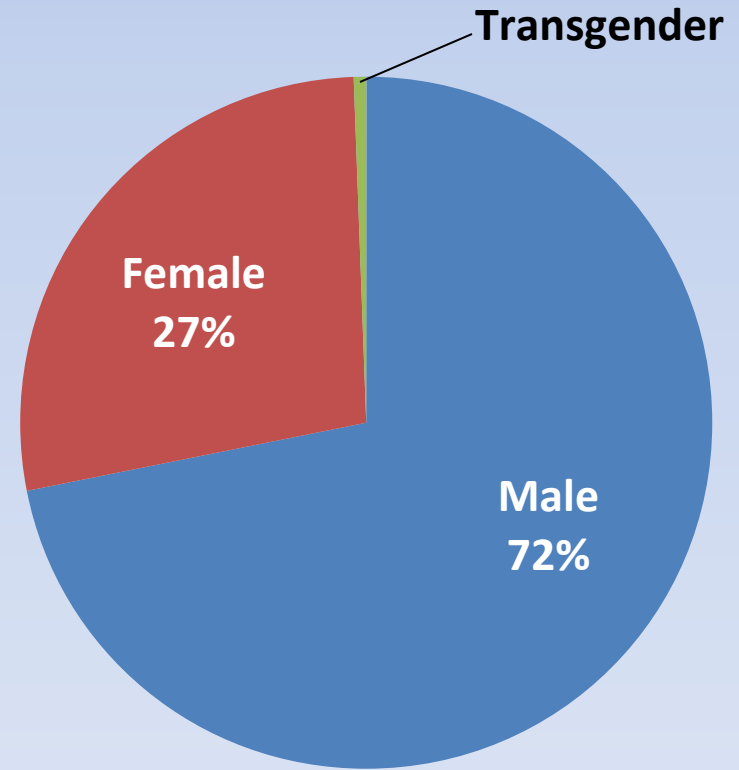


# 2011 CAREWare Data

# 2011 Prevalence v. Ryan White Service Recipients by Gender

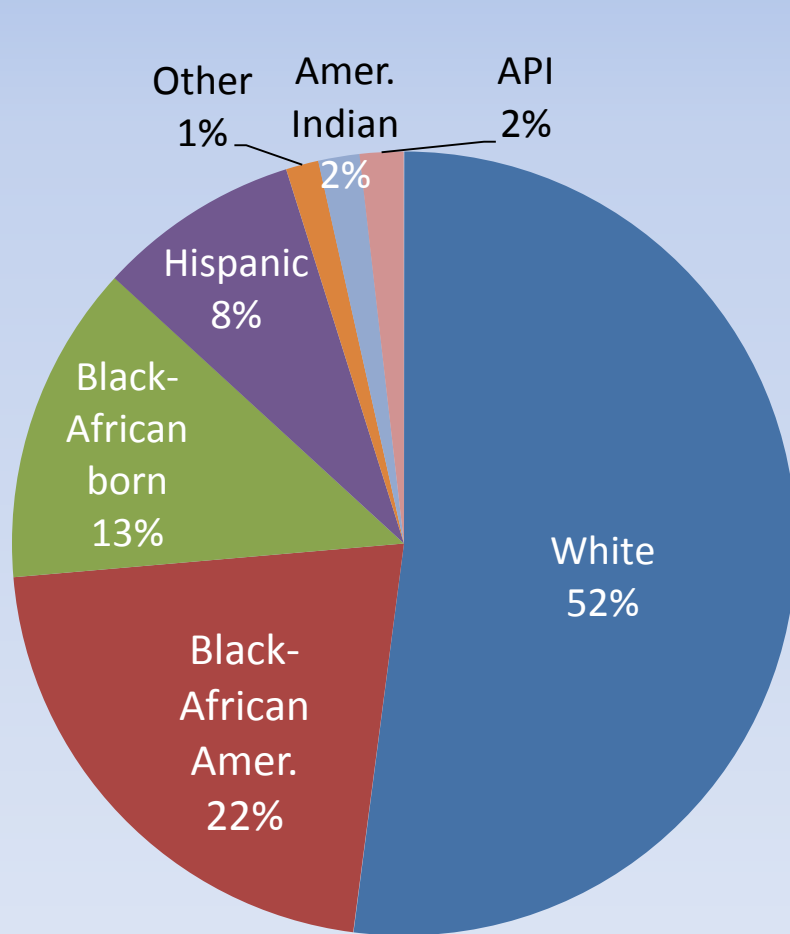


**HIV Prevalence**  
(N=7,136)

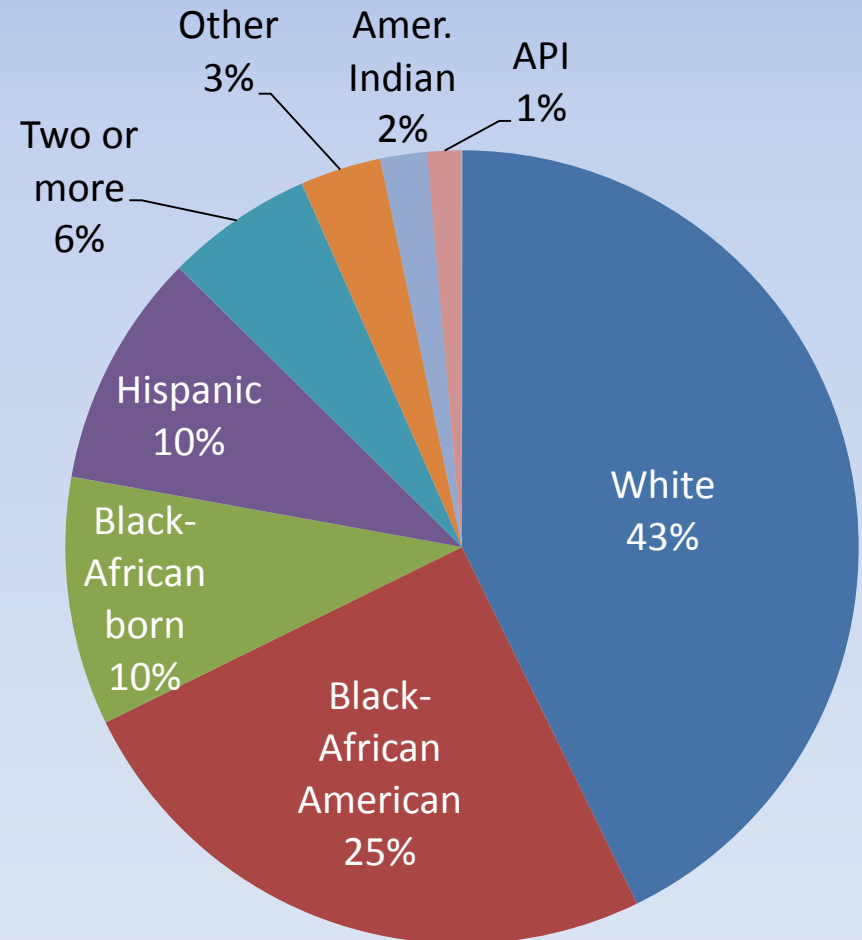


**Ryan White Recipients in CAREWare**  
(N=4,143)

# 2011 Prevalence v. Ryan White Service Recipients by Race/Ethnicity

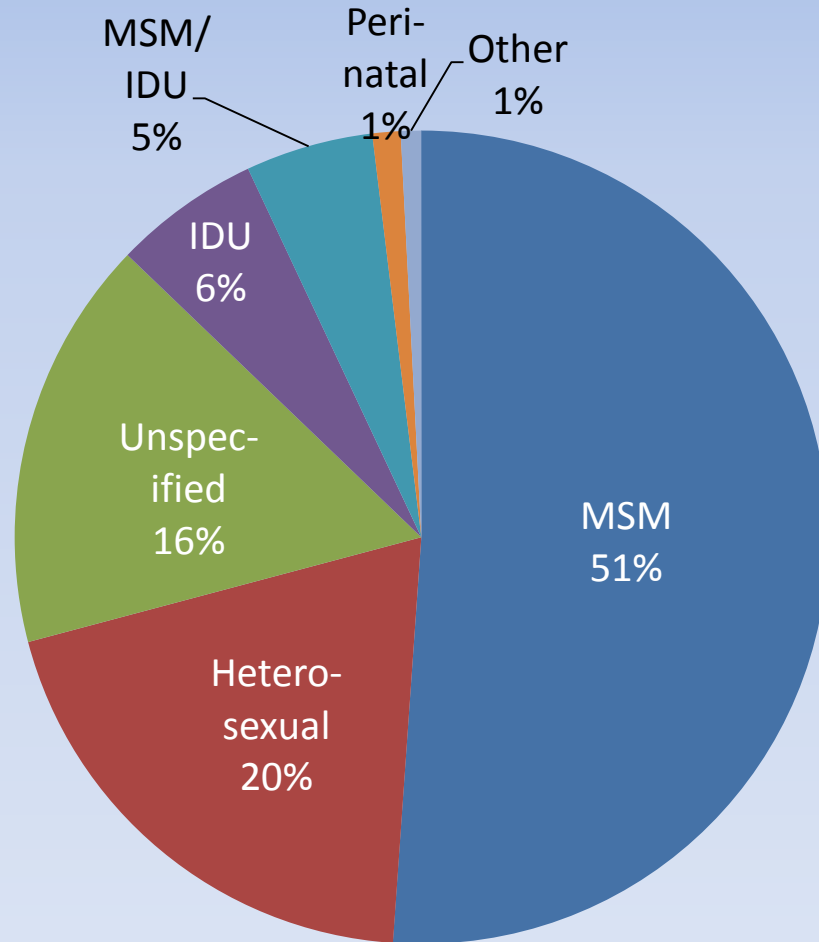


**HIV Prevalence**  
(N=7,136)

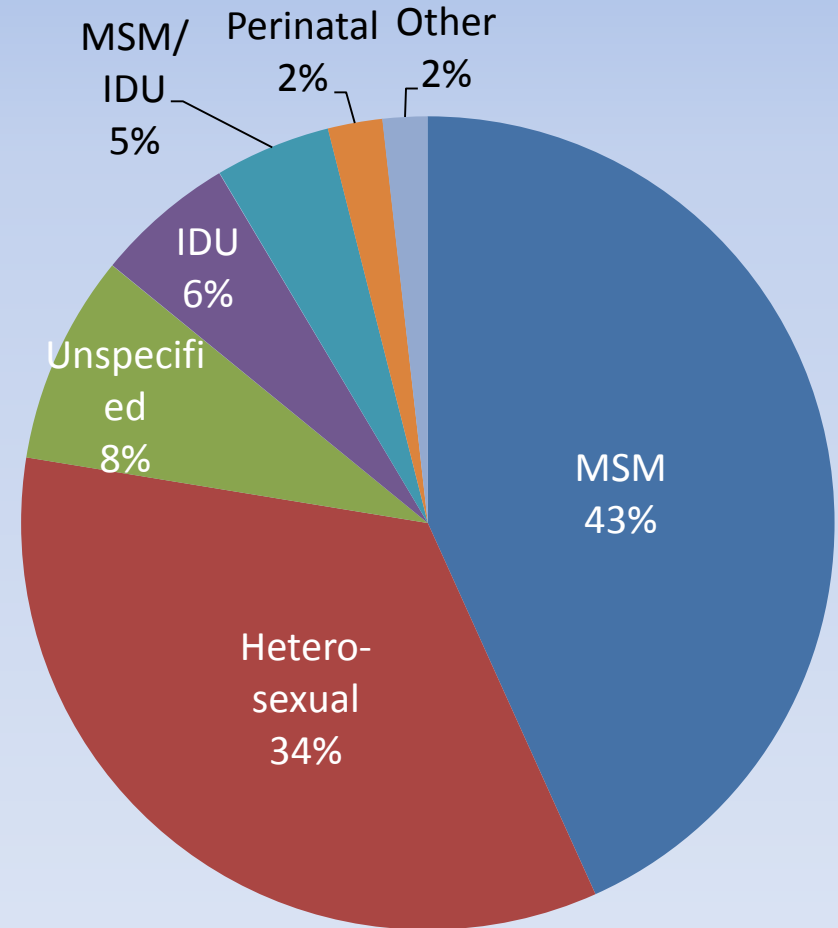


**Ryan White Recipients in CAREWare**  
(N=4,143)

# 2011 Prevalence v. Ryan White Service Recipients by Exposure Category



**HIV Prevalence**  
(N=7,136)

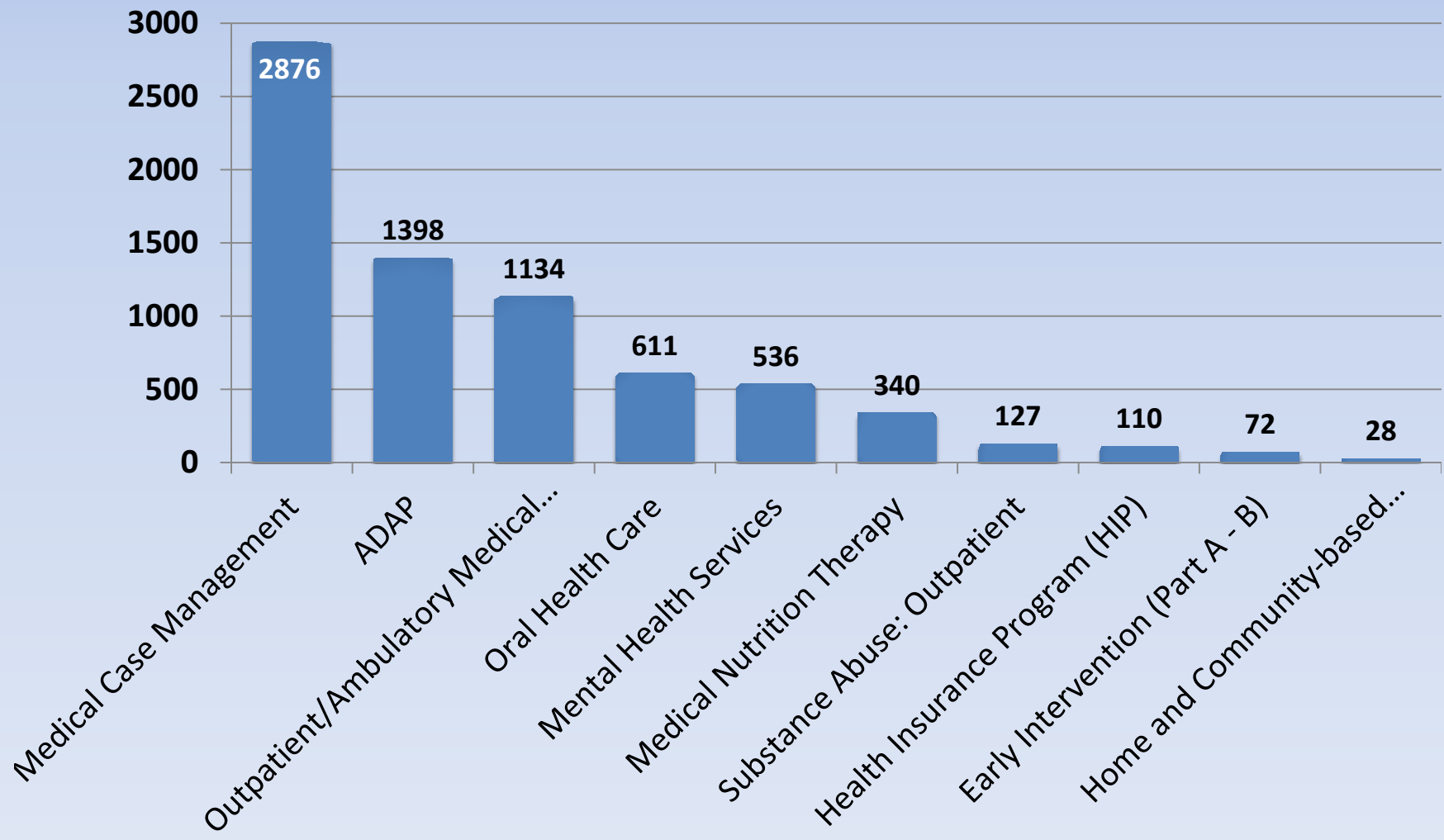


**Ryan White Recipients**  
(N=4,143)

# Clients Served in 2011

## Core Medical Services

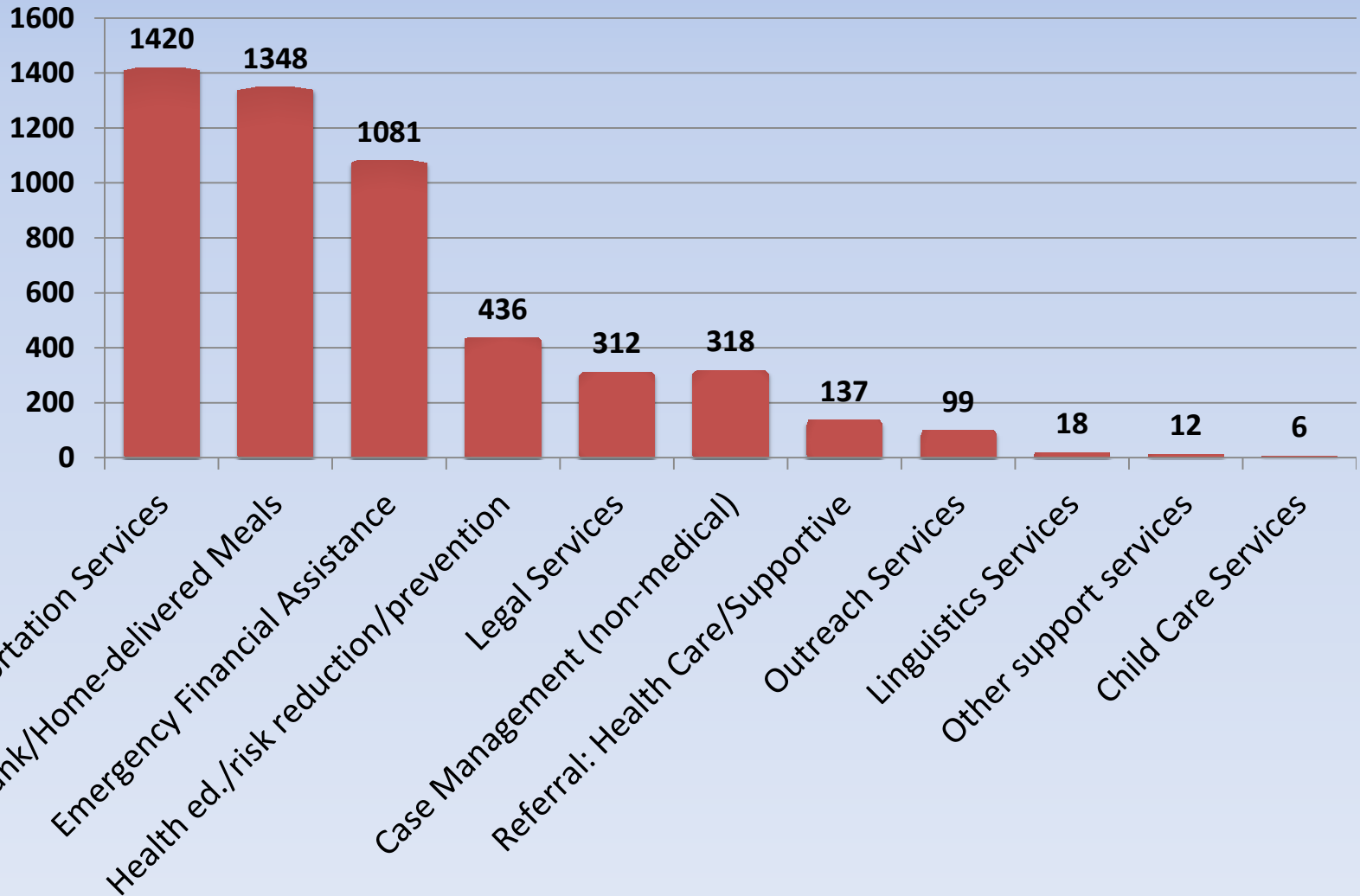
(Unduplicated N = 4,143)



# Clients Served in 2011

## Supportive Services

(Unduplicated N = 4,143)



# Clients Served in 2011

## Core Medical Services

### TGA and Greater Minnesota

<b>Core Medical Service</b>	<b>% of TGA Clients</b>	<b>% of Greater MN Clients</b>
<b>Medical Case Management</b>	69	74
<b>ADAP</b>	34	29
<b>Outpatient/Ambulatory Medical Care</b>	31	6
<b>Oral Health Care</b>	15	16
<b>Mental Health Services</b>	12	21
<b>Medical Nutrition Therapy</b>	9	7
<b>Substance Abuse: Outpatient</b>	4	<1
<b>Health Insurance Program (HIP)</b>	3	2
<b>Early Intervention (Part A - B)</b>	2	<1
<b>Home &amp; Community-based Health Srvcs.</b>	1	0
<b><i>Total Number of Unduplicated Clients</i></b>	<b><i>3,519</i></b>	<b><i>580</i></b>

# Clients Served in 2011

## Supportive Services

### TGA and Greater Minnesota

<b>Supportive Service</b>	<b>% of TGA Clients</b>	<b>% of Greater MN Clients</b>
<b>Medical Transportation Services</b>	35	32
<b>Food Bank/Home-delivered Meals</b>	32	38
<b>Emergency Financial Assistance</b>	27	22
<b>Health ed./risk reduction/prevention</b>	12	4
<b>Legal Services</b>	8	4
<b>Case Management (non-medical)</b>	8	7
<b>Referral: Health Care/Supportive</b>	4	1
<b>Outreach Services</b>	3	0
<b>Linguistics Services</b>	<1	<1
<b>Other support services</b>	<1	0
<b>Child Care Services</b>	<1	<1
<b><i>Total Number of Unduplicated Clients</i></b>	<b><i>3,519</i></b>	<b><i>580</i></b>



# Aggregate-Level Reports

## Grantee Generated

### Report Levels

- System
- Service
- Provider
- Service by provider

### Report Types

- Demographic
- Annual Review
- Service
  - Client Count
  - Units of Service
- Service Analysis
  - Service duplication
  - Multiple types received
- Clinical Indicators
  - CD4 Count
  - Viral Load
- Form I (soon)
- Form II (planned)



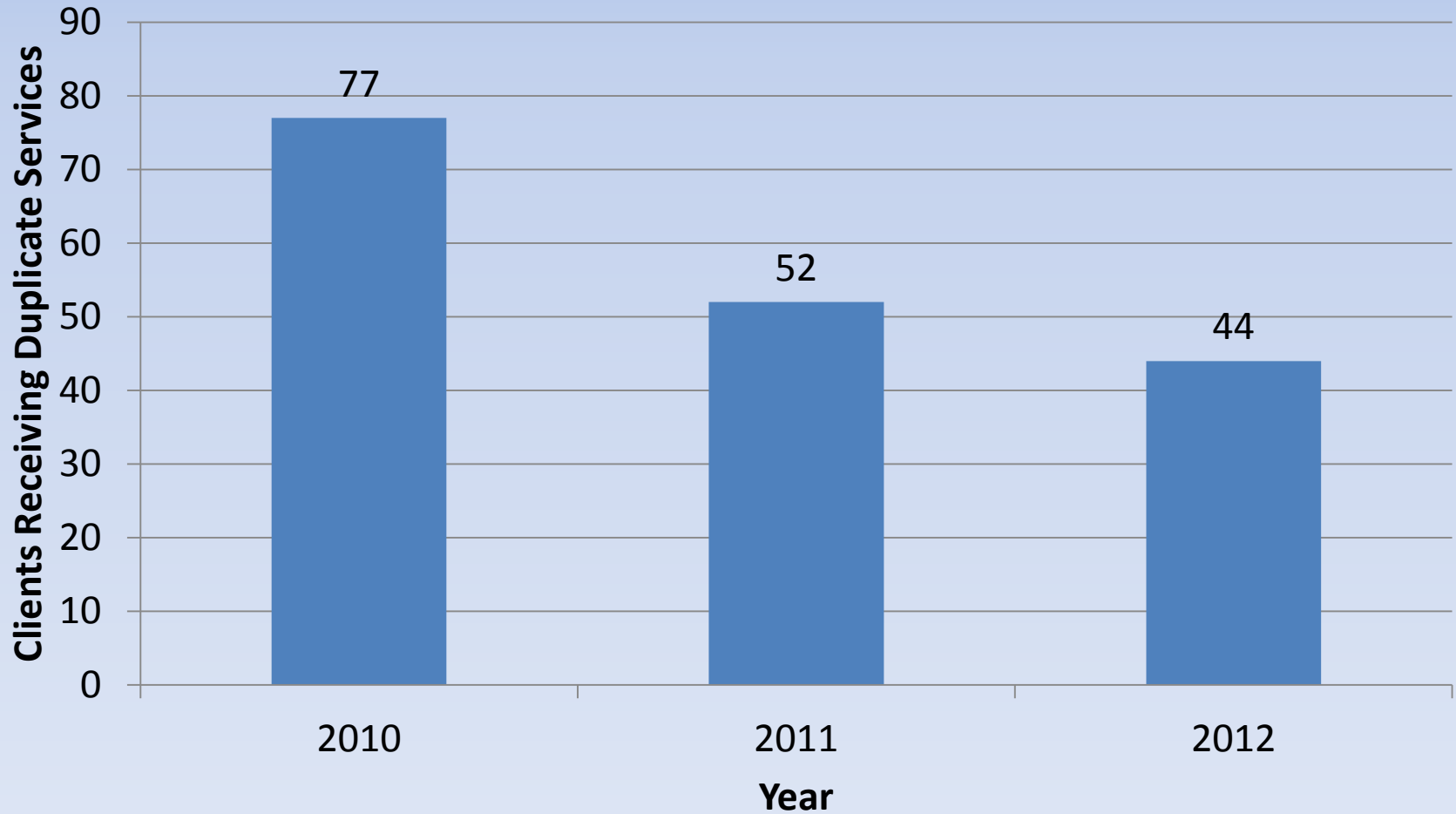
## **How CAREWare Data Are Used**

# How Grantees Use CAREWare Data

- **Meet HRSA reporting requirements**
  - Annual Ryan White Services Report (RSR)
  - Annual Progress Report
- **Part A and B Grant Applications**
- **Service procurement and delivery**
  - Process goals for contracts
  - Subgrantee (provider) monitoring
  - Invoice approval
  - Deduplication of services
- **Improve unmet need estimates**
- **Service utilization monitoring and analysis**
- **Outcomes evaluation**
- **Service cost analysis**
- **Quality improvement**



# Deduplication of Medical Case Management Services



# How Planning Council Uses CAREWare Data

- Service utilization
  - Clients served
  - Units of service provided
- Service area review summaries for biennial service prioritization and allocation
- Cost effectiveness analysis
  - Per client service cost
  - Impact (outcome)

